

Systemic Anti Cancer Therapy

Paul Buckle

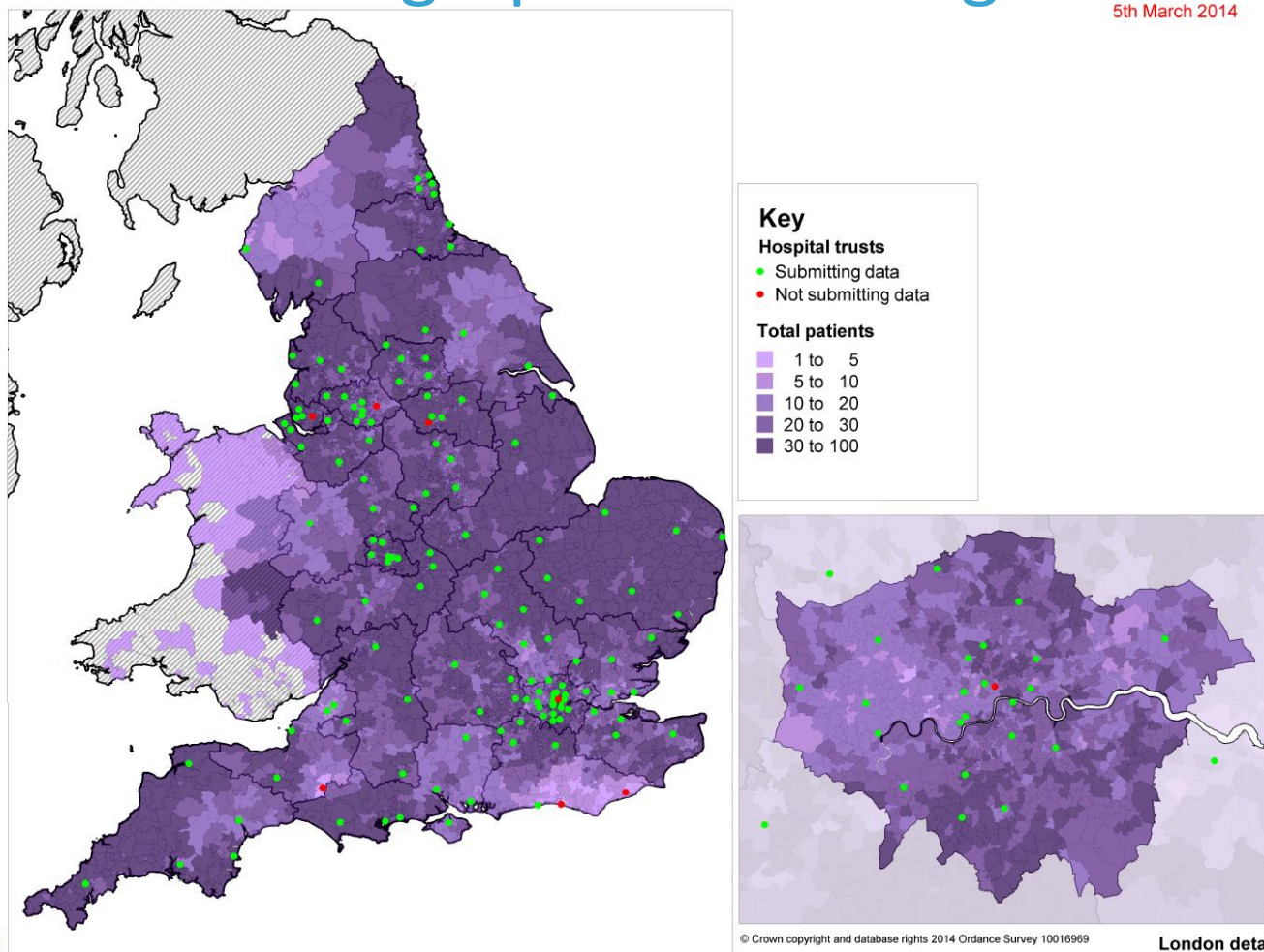
Monthly snapshot - Cumulative figures

The figures listed below represent the number of patients reported to the CIU, for whom treatment activity has been submitted for the period covering February 2013 through January 2014 inclusive.

	Jan'13 to Dec'13	Feb'13 to Jan'14
Patients Receiving Drug Treatments	132,597	134,185
Regimens Commenced	218,208	220,499
Cycles Commenced	582,120	595,567

Geographical Coverage

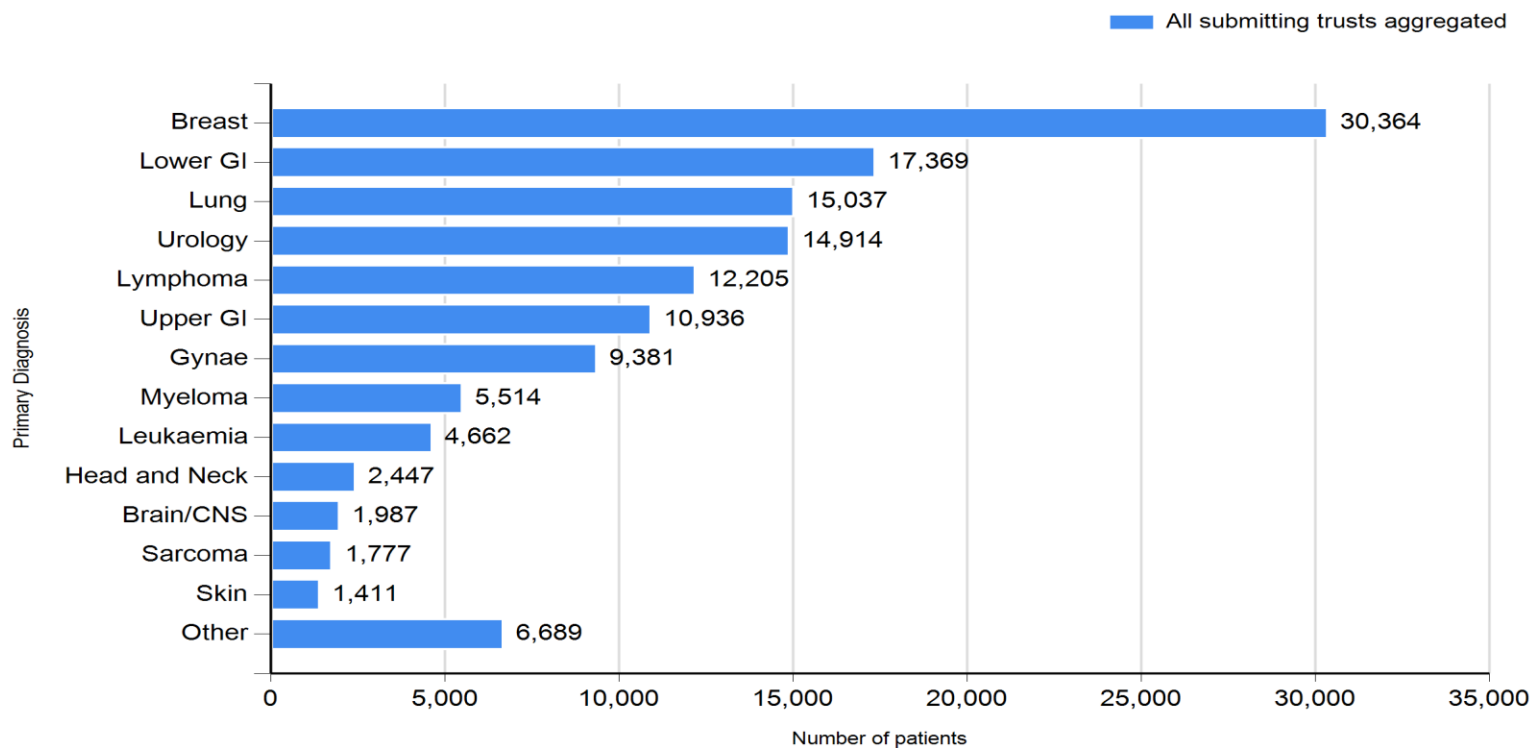
5th March 2014



Number of Patients by Diagnostic Group

All submitting trusts aggregated

Data received for January 2013 - December 2013. Patients aged 16 and over



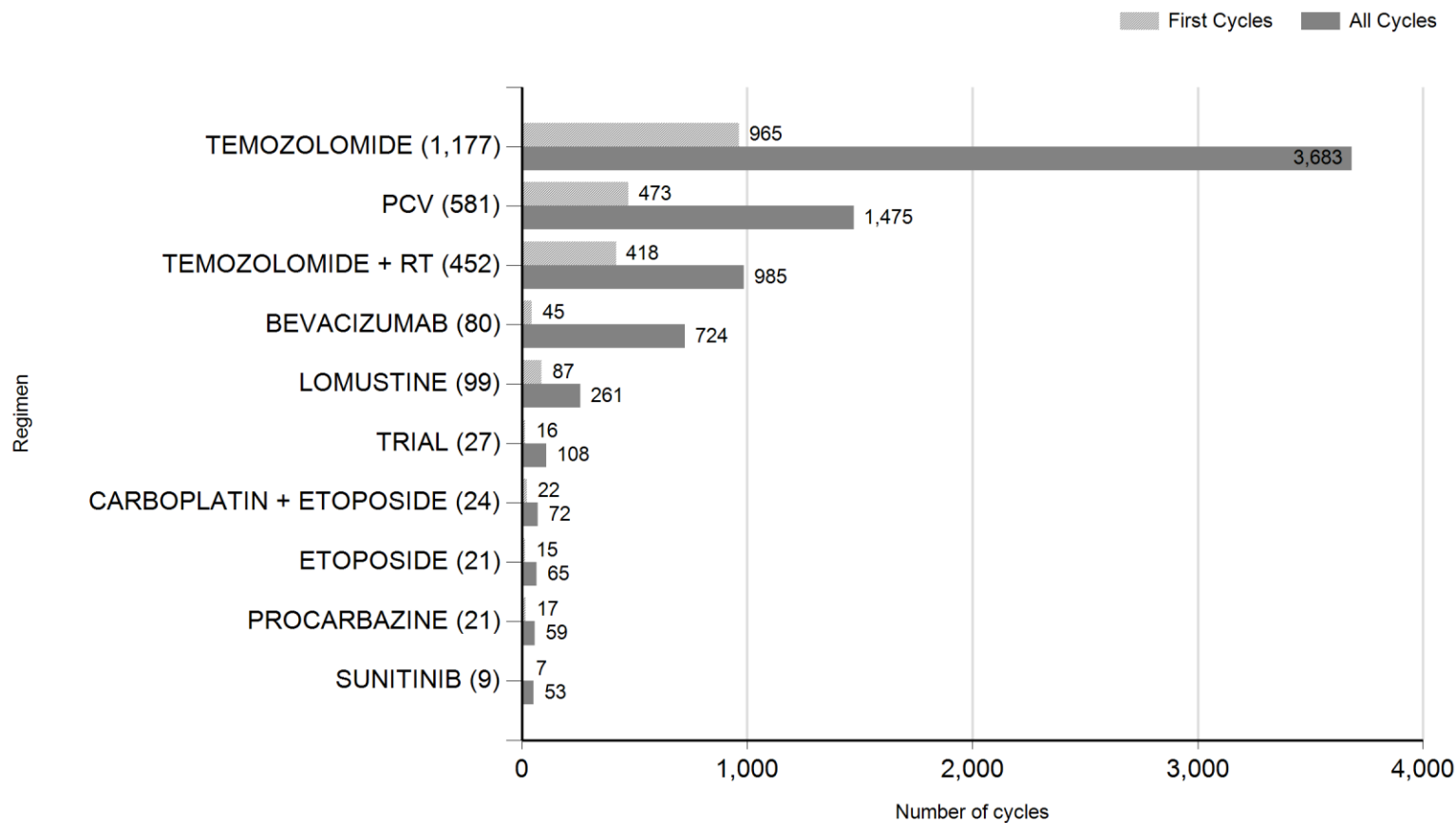
Top Regimens by Diagnostic Group

Brain/CNS

ICD10: C47, C69-C72

All submitting trusts aggregated

Data received for January 2013 - December 2013. Patients aged 16 and over



Top Regimens by Diagnostic Group

Brain/CNS

ICD10: C47, C69-C72

All submitting trusts aggregated

Data received for January 2013 - December 2013. Patients aged 16 and over

Table: List of top regimens

Regimen	Patients	First Cycles	Total Cycles
TEMOZOLOMIDE	1,177	965	3,683
PCV	581	473	1,475
TEMOZOLOMIDE + RT	452	418	985
BEVACIZUMAB	80	45	724
LOMUSTINE	99	87	261
TRIAL	27	16	108
CARBOPLATIN + ETOPOSIDE	24	22	72
ETOPOSIDE	21	15	65
PROCARBAZINE	21	17	59
SUNITINIB	9	7	53
CVP	20	17	49
DOXORUBICIN + IFOSFAMIDE	12	11	47
CARBOPLATIN	19	16	39
CARBO + ETOPOSIDE + VINCRISTINE	14	13	34
IMATINIB	4	3	27

Regimen	Patients	First Cycles	Total Cycles
HYDROXYCARBAMIDE	4	1	26
VINCRISTINE	9	8	21
CYTARABINE HD + METHOTREXATE	4	4	16
VINBLASTINE	3	2	16
PERSEPHONE TRIAL	1	0	14
SIOP	5	3	13
BEVACIZUMAB + IRINOTECAN	5	4	12
CAPECITABINE	1	0	11
IRINOTECAN + TEMOZOLOMIDE	5	5	10
CARBOPLATIN + PACLITAXEL	5	4	9
DACARBAZINE	3	2	9
CYCLOPHOSPHAMIDE + DOXORUBICIN	2	2	9
TAVAREC TRIAL	2	1	9
DOXORUBICIN	3	2	8
CYCLOPHOSPHAMIDE + VINCRISTINE	1	1	8
CISPLATIN + ETOPOSIDE	4	4	7
CCISV	2	1	7
IFOSFAMIDE	2	2	6
DOCETAXEL + GEMCITABINE	1	1	6
GEFITINIB	1	1	6
BEVACIZUMAB + TEMOZOLOMIDE	4	3	5

Regimen	Patients	First Cycles	Total Cycles
CISPLATIN	3	2	5
CISPLATIN + PEMETREXED	3	3	5
IPILIMUMAB	3	3	5
CARBOPLATIN + PEMETREXED	2	1	5
TRASTUZUMAB	2	0	5
ETOPOSIDE + IFOSFAMIDE + MTX	1	1	5
LOMUSTINE + PROCARBAZINE	1	1	5
EVEROLIMUS	3	3	4
FEC	1	1	4
IPM	1	1	4
MAP + RT	1	0	4
BEVACIZUMAB + TEMOZOLOMIDE + RT	3	3	3
CISPLATIN + FLUOROURACIL	2	2	3
METHOTREXATE	2	2	3
BEP	1	1	3
BEVACIZUMAB + IRINOTECAN + MDG	1	1	3
DOCETAXEL	1	1	3
IVADO	1	1	3
LIPOSOMAL DOXORUBICIN	1	1	3
VEMURAFENIB	1	0	3
VIDE	1	0	3

Regimen	Patients	First Cycles	Total Cycles
CLADRIBINE	2	2	2
CARBOPLATIN + IFOSFAMIDE	1	1	2
CTD	1	1	2
CYCLO + ETOPOSIDE + VINCRISTINE	1	1	2
CYCLOPHOSPHAMIDE	1	1	2
DENOSUMAB	1	1	2
ECF	1	1	2
ERLOTINIB	1	0	2
GEMCITABINE	1	1	2
PACLITAXEL	1	1	2
CAPECITABINE + OXALIPLATIN	1	1	1
CARBOPLATIN + ETOPOSIDE + THIOTEPA	1	1	1
CARBOPLATIN + LOMUSTINE + VINCRISTINE	1	1	1
CAV	1	1	1
CISPLATIN + RT	1	1	1
CYCLOPHOSPHAMIDE HIGH DOSE	1	1	1
EOX	1	1	1
EP	1	1	1
METHOTREXATE HD + VINCRISTINE	1	1	1
METHOTREXATE INTRATHECAL	1	1	1
PEI	1	1	1

Regimen	Patients	First Cycles	Total Cycles
RITUXIMAB	1	1	1
THIOTEPA	1	1	1
<i>Other (15 unrecognised regimens)</i>	17	14	24

Table: List of unrecognised regimens

Regimen	Patients	First Cycles	Total Cycles
OTHER-001	2	1	3
CP1263 HCQ	1	1	3
LCV3 Packer	1	1	3
REO013 BRAIN CO1 (C)	2	2	2
#N/A	1	1	2
PE-PNET-VINC+CARBO-CONCOMMITANT	1	0	2
HR-NBL1: Isotretinoin	1	1	1
Ipilumab	1	0	1
Lomustine 100mg/m2 PO	1	1	1
PNET HRMED VMTX (P)	1	1	1
PNET HRMEDHDETOP (P)	1	1	1
PNET HRMEDVHDCAR (P)	1	1	1
PNET HRMEDVHDCYC (P)	1	1	1
radical chemoradiotherapy	1	1	1
Stupp	1	1	1

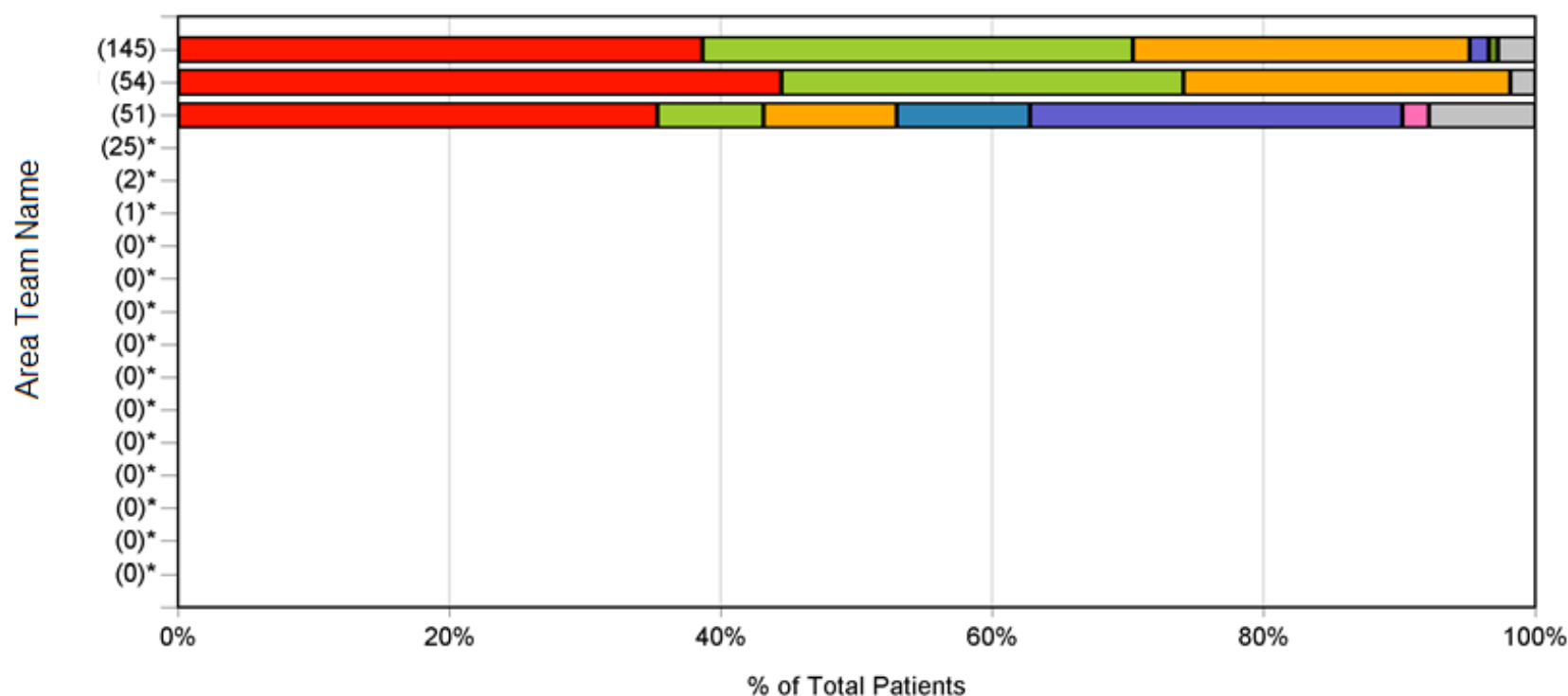
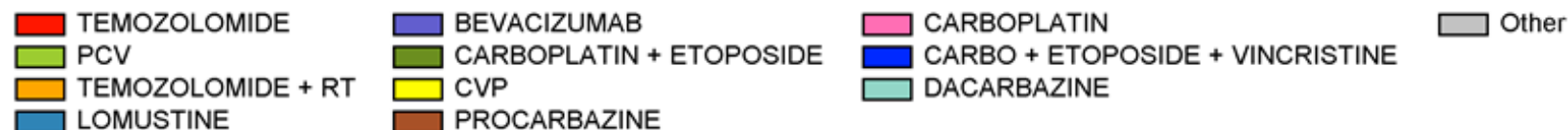
PROVISIONAL SAMPLE REPORT

Regimen benchmarking

Brain/CNS (All) ICD10: C47, C69-C72

Data received for January 2013 - December 2013.

Area Team name Activity included where more than 50 patients aged 16 and over received treatment



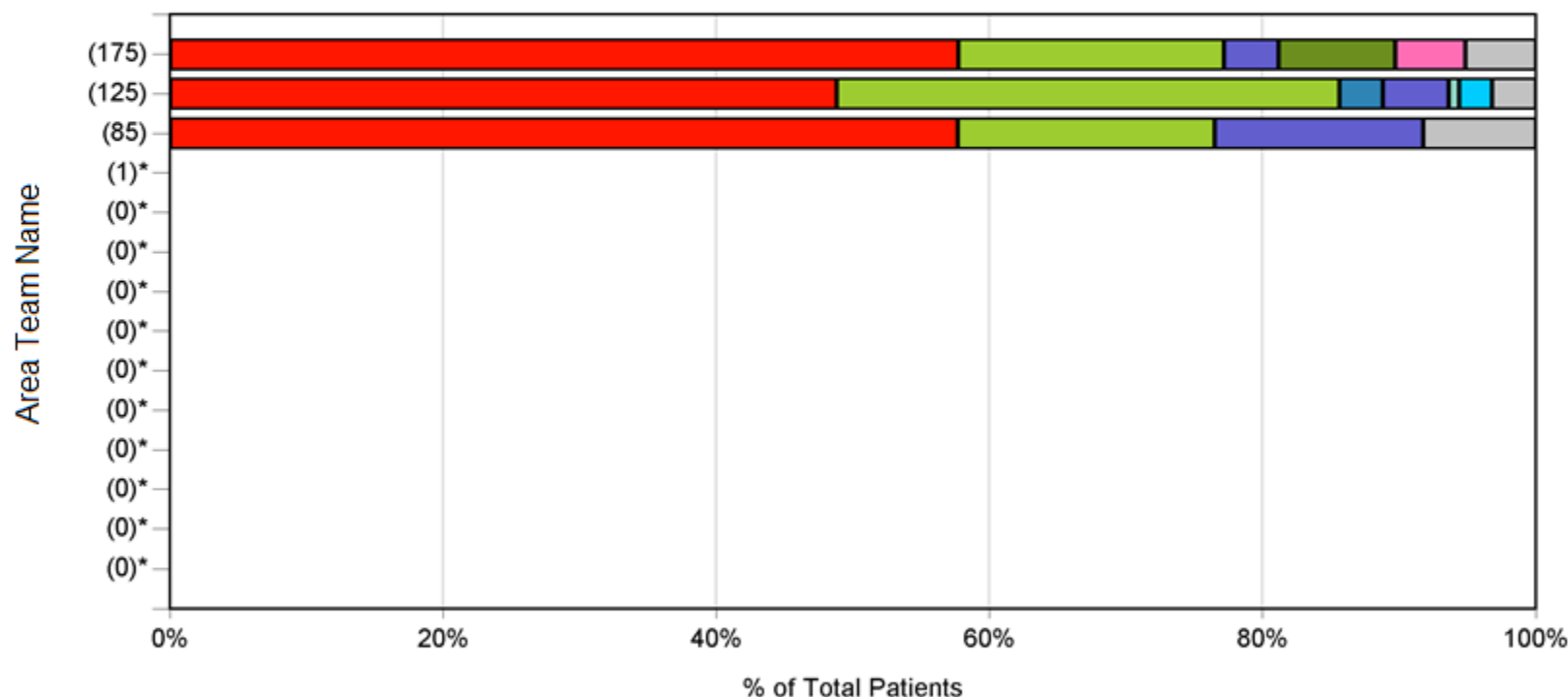
PROVISIONAL SAMPLE REPORT

Regimen benchmarking


Brain/CNS (All) ICD10: C47, C69-C72

Data received for January 2013 - December 2013.

Area Team name ; Activity included where more than 50 patients aged 16 and over received treatment



- * Are Older People Receiving Cancer Drugs report published;
- * Latest SACT newsletter released



Latest Analysis Released

- **January – December 2013 published**
 - All England Top Regimens by Diagnostic Group on [website](#);
 - Provider level Top Regimens by Diagnostic Group on secure upload portal;
 - Regimen benchmarking reports of activity by tumour group and regimen, reported by individual trust by Area Team on secure upload portal;
- **30 – 60 Day Chemotherapy Mortality**
 - CIU is working with 3 hospitals across England to pilot initial 30-60 day mortality analysis;
 - All pilot sites have now been visited

Improving Stakeholder Communication

- Clinical workshop to be held on 19th March in London;
- CIU attended NCIN Site Specific Clinical Reference Group workshops to present latest SACT Update.
- CIU helpdesk continues to lead in discussions with trusts to ensure all trust chemotherapy activity is reported, and to provide guidance on key fields.
- Chief Executives from non compliant trusts have been contacted;
- SACT User Group meeting 2nd April 2014

SACT Website

- Website updated regularly;
- Download all England analysis and data completeness reports;
- Interactive regimen analysis.


SACT Systemic Anti-Cancer Therapy Chemotherapy Dataset



SEARCH

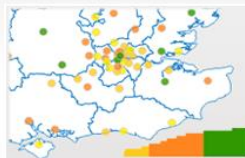
Home About SACT FAQs About CIU SACT Training Reports Conferences

Welcome to the SACT Systemic Anti-Cancer Therapy Dataset website




How to upload your data

Watch a video and read step-by-step instructions on how to upload chemotherapy data



Data submissions

View details of which trusts have uploaded their data into the SACT system



Top regimens

View the most common regimens used to treat each type of cancer

Register and Submit

Register on portal [Register](#)

Access portal [Portal](#)

[What you need to do](#)

[Monthly Process](#)

[Monthly Submission](#)

[Timetable](#)

Helpdesk Info Snapshots and Training Information

[Click here to access snapshots and information on training](#)

SACT Data

[User Guidance](#)

[SACT summary business rules](#)

[Current Regimen List available through TRUD](#)

News and Bulletins

[Dec 2013 Bulletin](#)

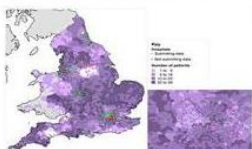
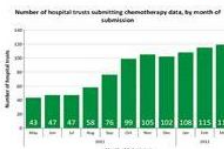
[1st Year Progress Report](#)

[1st Year Progress Poster](#)

This website brings together all current information on the Systemic Anti-Cancer Therapy (SACT) Dataset and its collection by the Chemotherapy Intelligence Unit (CIU). It provides guidance on the background to the dataset, what it covers and how to prepare for data submission via the [upload portal](#).

Latest Progress

-136 trusts submitted and approved data - Over 124,000 patients receiving treatment - CIU increase focus on data quality, data completeness and data quantity - CIU targeting stakeholders for feedback and support - Regimen mapping approach revisited -



Download the latest [CIU Highlight Report](#).

SACT Systemic Anti-Cancer Therapy
Chemotherapy Dataset

[Return to SACT website](#)

Top Regimens by Diagnostic Group

This report provides an overview of the most frequently administered regimens for the major tumour groups.

Choose which data to show

Cancer Group: Lung

Sub Group: All excl. Mesothelioma

[Create](#)

CARBOPLATIN + ETOPOSIDE 11,636

CARBOPLATIN + Pemetrexed 8,548

GENCARBO 7,895

CISPLATIN + Pemetrexed 6,036

ERLOTINIB 5,488

Report Type...
Top Regimens by Diagnostic Group
Diagnosis group...
Lung
Date range...
01/10/2012 to 30/09/2013

Things to note:

- The numbers shown represent the total number of cycles delivered of the specified. This includes first cycles
- This report excludes activity for patients under the age of 16 at the time of starting a regimen. This report reflects how data has been submitted to CIU
- Oral chemotherapy may be under-represented, particularly for haematological groups
- Data is missing as some trusts are providing incomplete data and others have yet to provide data
- All submitting trusts aggregated represent the total aggregated activity for all NHS hospital trusts that have submitted data at the time the report was produced