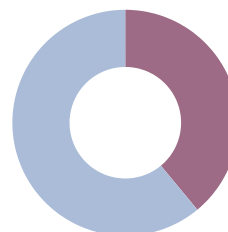


The aim of the NABCOP is to evaluate process of care and outcomes for women, aged 70 years or over, diagnosed with breast cancer in England and Wales.

2014–2017

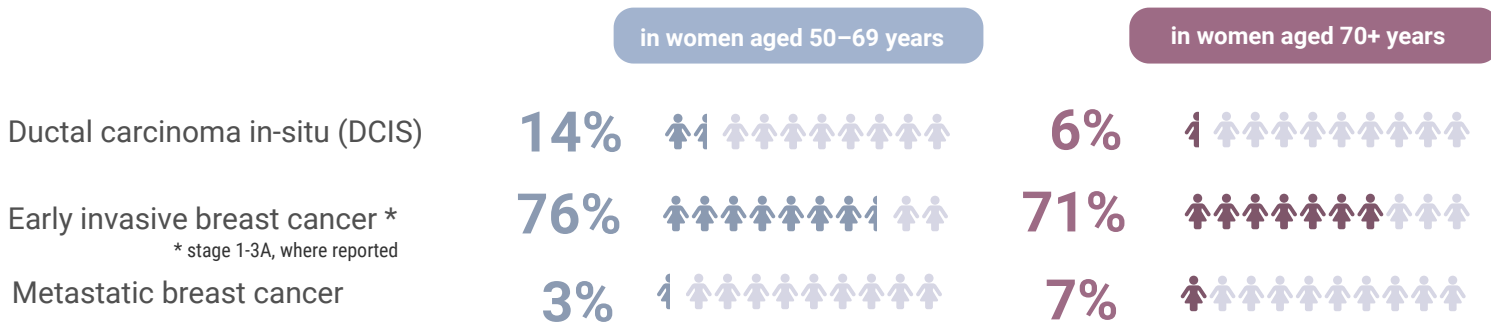
147,162 new diagnoses of unilateral breast cancer among women aged 50 years and older, in England and Wales

61%
aged 50–69 years



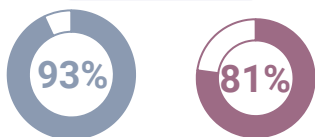
39%
aged 70+ years

How does breast cancer differ by age in England and Wales?



Treatment allocation

DCIS



50-69 years
70+ years
of women with DCIS had surgery

83%

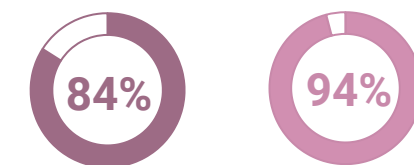
of women aged 50-69 years

69%

of women aged 70+ years

received radiotherapy after breast conserving surgery (BCS) for high grade DCIS

early invasive breast cancer



ER-positive ER-negative
of women aged 70+ years with no medical problems[^], by ER status^{**}, had surgery

[^]Charlson Comorbidity Index = 0
^{**}estrogen receptor status



radiotherapy

There is a lower rate of radiotherapy in women aged 70+ years

- after BCS / mastectomy
- in women with malignant lymph nodes

The use of radiotherapy varied across NHS organisations

NABCOP at ABS Conference
15-16 June 2020, Bournemouth

- Exhibitors stand
- NABCOP update presentation
- Scientific presentation(s) (TBC)

patient experience

(in England only)



Over 90% of women gave their care a high rating^{^^}

^{^^}no difference by age or disease group



52% of women had clarity about whether their treatment(s) were working^{***}

^{***}who had chemotherapy for early invasive breast cancer



chemotherapy

There is a lower rate of chemotherapy in women aged 70+ years, regardless of

- tumour characteristics, or
- patient fitness

The use of chemotherapy varied across NHS organisations

NABCOP at
UK IBC Symposium
27-28 Jan 2020, Birmingham

UK Interdisciplinary Breast Cancer Symposium

- Exhibitors stand
- NABCOP update presentation



www.nabcop.org.uk



@NABCOP_news